

Lectures:

A Quinquagenarian's Quilt Quest – Five Decades of Quilting

Mary Anne will share many useful (and maybe some not quite so useful) tips and tricks she has learned or discovered during her five decades of quilting. She will also bring at least one quilt that she has made from each of the five decades of her life.

Fun Backs – Going the Extra Mile

Ever wondered why a quilter would spend extra time on the back of the quilt? This is your chance to see the “Fun Backs” on Mary Anne’s quilts as she shares how she goes about creating the “Fun Backs” on her quilts. You will experience how making a fun back can be liberating and learn about many of the added benefits.







Hexamania – Hands on Demo to the Folded Hexagon

Through the use of a video camera and projector, everyone will feel like they are sitting on the front row during this demonstration. Each quilter will be supplied with a hexagon folding kit; participants should bring their own needle and thread. Many innovative hexagon projects will be displayed. (There is an additional fee per quilter for the folding kit.)

The Legacy Lives On – Six Generations of Quilters

Mary Anne will bring quilts from six generations of quilters that she has in her home. Through the use of a power point presentation and trunk show, she will share the quilting legacy of her family. She will tell about the lives of the quilters who came before her and will show how she is passing the love of quilting on to her children and grandchildren.

Workshops:

	3-D Mariner's Compass (6 hours) Construct perfect points on your mariner's compass by using one of Mary Anne's favorite techniques - fabric folding
	Color Wheel Magic (6hours) Make this stunning 3-D color wheel! This is a quilter's dream come true if you are looking for a reason to purchase lots of different fabrics. Don't have time to shop? Not a problem! Kits will be available for the color wheel portion of the project. Quilters will supply their own background fabric. (Pattern required)
	Disappearing Rainbow (6 hours) An easy quilt with astonishing results. The nine-patch blocks constructed in rainbow colored fabrics will disappear when assembling this quilt. (Pattern required)
	Easy Does It Hexabag (6 hours) Another innovative hexagon project! During this workshop each person will master the folding of hexagons. The folded hexagons will be used in creating the fun Easy Does It Hexabag. Additional styles of Hexabags and other creative hexagon projects will be displayed during the workshop. (Pattern required)
	Free Motion Fantasy (6 hours) More than basic free motion stippling will be practiced during this workshop. Various types of free motion stitches will be used in each of the different sections of a sample piece which can be turned into a table runner.
	Hexamania Potluck (3-6 hours) While perfecting your hexagon folding, various projects will be available to complete using your folded hexagons. Projects offered during the workshop will be tailored to meet the desires of your group. Projects can include: pin cushion, potholder, hexapin, belt, chatelaine, ribbons, ornaments, and much more. (Pattern required)
	Mini Magic (3 hours) This wallhanging is a smaller version of the Color Wheel Magic project. It consists of 12 color points at the center. This is a great addition to any studio! (Pattern required)
	Sunflower Power (3-6 hours) By using fabric folding, you can create a wonderful sunflower wallhanging.
	“Too Cute to Eat” Turkey Quilt (6 hours) The feathers for this turkey will be created using folded fabric. Your turkey will be around for years to come because it is just “to cute to eat” but better to be shared! (Pattern required)

Innovative Hexagon Projects



Fees:

Lectures:

\$300.00 (one hour)

Workshops:

Fee: \$500 (six hours)
(maximum 20 students)

Travel expenses: Local travel at the IRS approved rate at the time of the event plus tolls and meals. Long distance expenses include round trip ground transportation, airfare, lodging, and meals. Stays with a guild member in a non-smoking home are welcome.

Meet Mary Anne....



Mary Anne is excited about the opportunity she has to share her life-long sewing and quilting talents with others.

At the present time, she enjoys traveling to quilt guilds to share her quilting lectures and workshops. She also strives to keep the love of sewing (and quilting) alive and well by teaching children's sewing classes on a weekly basis in her studio. Additionally, she teaches hand-sewing to young children during their lunch-time enrichment hour program in the local grade schools.

She has developed a quilter's friendly technique to the folded hexagon and continues to design innovative hexagon projects.

Mary Anne is a member of Empire Quilters, Northern Star Quilter's Guild, The Pelham Quilters, and The Village Square Quilters (which is a past president of). She has served as the By-laws Chair for MAQGN, (Mid Atlantic Quilt Guild Network) and is a member of QPN (Quilt Professional Network). She is also a registered Kids Can Sew® Fashion Design instructor.

Mary Anne lives in Pelham, New York with her husband Tom. She is a mother and grandmother.

Sewing and Beyond

Lectures

Workshops

Pattern Designs

**Innovative
Hexagon Projects**

Mary Anne Ciccotelli
24 Second Ave., Pelham, NY 10803
914-738-2783
info@NYQuilter.com
www.NYQuilter.com